

PORTABLE GENERATOR ACCESSORIES



SIMPLE • SAFE • UNIVERSAL


TEMPORARY HOME BACKUP POWER SOLUTIONS

Announce the GenTran® series of portable generator accessories.

Most consumers purchase portable generators for temporary home-backup power but many are not aware of key accessories that make it easier and safer to use for this application. This new program will help distribution partner outlets educate consumers about these important accessories while also simplifying the process of selecting the right accessory for the generator.

SIMPLE

The GenTran Series uses a new visual merchandizing system of easy-to-understand portable generator outlet icons for 20 AMP, 30 AMP and 50 AMP power generators to indicate accessory compatibility. Buying the right accessory for any generator is now as easy as matching up the corresponding outlet icons on the product packaging.



SAFE

With this new category merchandising, retailers can educate consumers about these system solutions and the many benefits of using a transfer switch for home backup power:

- Easily deliver backup power to hardwired appliances
- Eliminate multiple extension cords running into the house
- Prevent hazardous power distribution practices that can lead to backfeeding and other unsafe situations.

UNIVERSAL

GenTran accessories not only work seamlessly with Generac products but also offer compatibility with other manufacturer's power generation products.

Rather than navigating a confusing field of different brands, consumers can now easily choose from multiple kits and accessories that offer plug-and-play functionality with ANY BRAND of portable generator—safely, securely, and easily.

ONE COMPLETE SOLUTION

Generac has taken the guesswork out of purchasing, configuring and using portable power generators. These new accessories represent a significant system-solution sales opportunity for all distribution partners who sell generators. In addition to increasing transactional sales revenue, this program will also provide an easier and safer solution for temporary home-backup power.



Ultimately, through this program, distribution partners will be able to sell a complete system solution for temporary home-backup power applications. The GenTran Series program includes multiple kits and individual accessories that provide a broad range of choices for each unique home-backup power situation.

MANUAL TRANSFER SWITCH KITS

Safely and easily deliver power from your portable generator to your home's electrical panel during a power outage with Generac's manual transfer switches. Once installed, our manual transfer switch eliminates the need to run multiple extension cords through open windows and doors and allows you to safely power hard-wired items like your furnace or well-pump.

Pre-wired for easy, safe installation, our 30 Amp manual transfer switch kits enables you to backup selected lights, appliances, and hard-wired items with your portable generator during a power outage.

- Protects 6 circuits
- Accepts interchangeable breakers to expand up to 10 circuits (including Arc-Fault and GFCI)
- For use with portable generators equipped with a L14-30 outlet



Access the power of a large portable generator to back up even more items during a power outage with our standard 30 and 50 Amp kits.

- 30 Amp kit protects 10 circuits, and accepts interchangeable breakers to expand up to 16 circuits (including Arc-Fault and GFCI). For use with portable generators equipped with a L14-30 outlet.
- 50 Amp kit protects 12 circuits, and accepts interchangeable breakers to expand up to 16 circuits (including Arc-Fault and GFCI). For use with portable generators equipped with a 14-50 outlet.



MANUAL TRANSFER SWITCHES

During a power outage, skip the hassle of running multiple extension cords from your generator to your appliances. Instead, connect your portable generator to a permanently installed Generac manual transfer switch. By installing a transfer switch at the electrical panel, a homeowner can safely run selected appliances such as a furnace, well pump, sump pump, refrigerator, television or lighting during a power outage.

Single-Circuit Manual Transfer Switches

The 15 Amp furnace transfer switch allows you to safely deliver power to a furnace during a power outage to keep pipes from freezing.

Safely deliver power to a single circuit such as a water heater, well pump or small air conditioner during a power outage with this 30 Amp transfer switch.



Single Load Manual Transfer Switches

Safely deliver power to a single load, such as a home, office, garage or farm building during a power outage.

- 60 Amp and 100 Amp manual transfer switches available

Whole House, 200 Amp, Service-Entrance-Rated Manual Transfer Switches

Generac's 200 Amp, service rated manual transfer switches safely deliver power to your main load center and/or subpanels in an outbuilding during a power outage. Mounted to the outside of a house or building next to the utility meter, it connects to the load center indoors through sub-feed lugs. Instead of connecting just a few circuits, this transfer switch allows you to feed generator power to your entire load center and manually turn off selected loads up to the capacity of the generator.

- Models available with 30 Amp and 50 Amp inlets
- Aluminum, NEMA 3R enclosure



Select Circuits Manual Transfer Switches

Deliver generator power safely to 6, 10, 12 or 16 selected circuits during a power outage with one of our select circuits manual transfer switches.

- Indoor units suitable for flush or surface mounting
- Outdoor units feature a raintight aluminum NEMA 3R enclosure

MANUAL TRANSFER SWITCH ACCESSORIES

Switched-neutral kit pre-wired for fast, easy connection to the transfer switch and load center to isolate the utility and generator neutrals up to 30 Amp. For neutral bonded generators.

Flush-mounting plate to seamlessly attach your transfer switch onto a finished wall.



POWER INLET BOXES

A power-inlet box is used to connect a portable generator to an indoor transfer switch. It mounts on the exterior of the house or building, and is wired to the transfer switch allowing the portable generator cord to be plugged into the power-inlet box.

- Aluminum and resin enclosures available (standard or raintight)
- A variety of 20 Amp, 30 Amp and 50 Amp models



Power Inlet Box Accessory

Spring-loaded flip lid for power inlet box (must be mounted prior to installation).



POWER CORDS

Designed for use with manual transfer switches and power inlet boxes, Generac's heavy duty, all rubber power cords connect your generator to the power inlet box and/or transfer switch. The locking plug and connector match up with the power inlet on each transfer switch and power inlet box. Most portable generators are supplied with a locking receptacle that accepts the locking plug on one end of the power cord.

- 30 Amp, 10 gauge – 4 wire – L14-30 plug & connector
- 30 Amp, 10 gauge – 4 wire – L14-30 plug & (4) 5-20 receptacles
- 50 Amp, 10 gauge – 4 wire – 14-50 plug & CS6364 connectors
- Lengths ranging from 10 feet to 100 feet
- UL® listed



PLUGS AND CONNECTIONS

Generac offers the following hard-to-find plugs and connectors to make your transfer switch or panel installation complete.

- Plugs insert into full power receptacle on your portable generator
- Connectors insert into power inlet box and/or transfer switch
- UL® listed



Connects to portable generators with L5-30 outlet



Connects to portable generators with L14-20 outlet



Connects portable generator to L14-20 power inlet boxes and transfer switches



Connects to portable generators with L14-30 outlet



Connects portable generator to L14-30 power-inlet boxes and transfer switches



Connects portable generator to 50 Amp, CS6364 power-inlet boxes and transfer switches



Connects to portable generators with 14-50 outlet

SPECIFICATIONS

MANUAL TRANSFER SWITCH KITS

AMPS	CIRCUITS	TRANSFER SWITCH ENCLOSURE	POWER INLET BOX ENCLOSURE	MODEL NUMBER
30 AMP	6-10 Circuits	NEMA 1	RESIN	6294
	10-16 Circuits	NEMA 1	ALUMINUM	6295
	6-10 Circuits	NEMA 1	ALUMINUM	6408
50 AMP	12-16 Circuits	NEMA 1	ALUMINUM	6296

MANUAL TRANSFER SWITCH ACCESSORIES

AMPS	ACCESSORY	FOR USE WITH	MODEL NUMBER
30 AMP	Switch Neutral Kit	3250 – 8000 Watt Portable Generators	6297
30 AMP	Flush Mounting Plate	Models 6294, 6376 and 6408	6383

MANUAL TRANSFER SWITCHES

AMPS	CIRCUITS	ENCLOSURE TYPE	MODEL NUMBER
15 AMP	Single Circuit	NEMA 3R	6375
30 AMP	6-10 Circuits	NEMA 1	6376
	Single Circuit	NEMA 3R	6377
	10-16 Circuits	NEMA 1	6378
		NEMA 3R	6379
200 Amp Service Entrance Rated	NEMA 3R	6382	
50 AMP	12-16 Circuits	NEMA 1	6380
		NEMA 3R	6381
200 Amp Service Entrance Rated	NEMA 3R	6335	
60 AMP	Single Load 60 Amp double-pole	NEMA 1	6333
100 AMP	Single Load 100 Amp double-pole	NEMA 1	6334

POWER INLET BOXES

AMPS	ENCLOSURE TYPE	MODEL NUMBER
20 AMP	Raintight Aluminum	6342
	Raintight Resin	6336
	Raintight Resin with flip lid	6339
	Aluminum with flip lid	6345
30 AMP	Raintight Aluminum	6343
	Raintight Resin	6337
	Raintight Resin with flip lid	6340
	Aluminum with flip lid	6346
50 AMP	Raintight Aluminum	6344
	Raintight Resin	6338
	Raintight Resin with flip lid	6341
	Aluminum with flip lid	6347

POWER INLET BOX FLIP LID ACCESSORY

TRANSFER SWITCH AMPS	MATERIAL	COMPATIBLE WITH MODEL NUMBER	MODEL NUMBER
30 AMP	Resin	6342, 6343, 6344, 6336, 6337 and 6338	6393

POWER CORDS

AMPS	LENGTH (FT)	GAUGE/WIRE	PLUG/CONNECTOR	MODEL NUMBER
30 AMP	10	10/4	L14-30 Plug & Connector	6327
	25	10/4	L14-30 Plug & Connector	6328
	50	10/4	L14-30 Plug & Connector	6329
	75	10/4	L14-30 Plug & Connector	6387
	100	10/4	L14-30 Plug & Connector	6388
30 AMP	20	10/4	L14-30 Plug & (4) 5-20R Connectors	6112
50 AMP	10	6/4	14-50 Plug & CS6364 Connector	6330
	25	6/4	14-50 Plug & CS6364 Connector	6389
	50	6/4	14-50 Plug & CS6364 Connector	6390
	75	6/4	14-50 Plug & CS6364 Connector	6391
	100	6/4	14-50 Plug & CS6364 Connector	6392





PLUGS

AMP RATING	APPLICATION	MODEL NUMBER
20 AMP L14-20	Connects to portable generators with 20 Amp receptacle	6395
30 AMP L5-30	Connects to portable generators with 30 Amp receptacle	6394
30 AMP L14-30	Connects to portable generators with 30 Amp receptacle	6397
50 AMP 14-50	Connects to portable generators with 50 Amp receptacle	6332

CONNECTORS

AMP RATING	APPLICATION	MODEL NUMBER
20 AMP L14-20	Connects to 20 Amp power-inlet boxes and transfer switches	6396
30 AMP L14-30	Connects to 30 Amp power-inlet boxes and transfer switches	6398
50 AMP CS6364	Connects to 50 Amp power-inlet boxes and transfer switches	6331

COMPATABILITY CHART

AMPS	PORTABLE GENERATOR WATTS	MANUAL TRANSFER SWITCH KIT	TRANSFER SWITCH	POWER INLET BOX	POWER CORD	PLUG	CONNECTOR
 15 AMP 5-15 NEMA 3R	N/A	N/A	6375	N/A	Use Extension Cord	N/A	N/A
 20 AMP L14-20	3250 - 4000 Watts* Generac Models: GP3250, LP3250, XG4000, XP4000	6294** 6408 6295**	N/A	6336 6339 6342 6345	N/A	6395	6398
 30 AMP L14-30	5500 - 10000 Watts* Generac Models: GP5500, GP6500, GP7500, GP15000, GP17500, XG6500, XG7000, XG8000, XG10000, XP6500, XP8000 and XP10000	6294 6408 6295	6376 6377 6378 6379 6382	6337 6340 6343 6346	6327 6328 6329 6387 6388 6112	6397	6398
 50 AMP 14-50	10000 - 17500 Watts* Generac Models: GP15000, GP17500, XG10000, XP10000	6296	6380 6381 6335	6338 6341 6344 6347	6330 6389 6390 6391 6392	6332	6331

* Choose accessory compatible with portable generator receptacle.

** Use L14-20 plug (6395) to modify cord

■ ABOUT GENERAC

Generac is a market-leading manufacturer of portable generators with a heritage of engineering and manufacturing power solutions since 1959. Generac offers a broad product portfolio featuring standby generators for home, commercial and industrial applications as well as portable generators for temporary backup power applications for camping, recreation, business use, jobsite use and home-backup power.



PROFESSIONAL GRADE

XP Series: 3600 – 10000 Watts

Engineered for the rigors of job site requirements.



PREMIUM QUALITY

XG Series: 3600 – 10000 Watts

User-friendly units ideal for home, event and job site use.



GENERAL PURPOSE

GP Series: 1800 – 17500 Watts

Affordable units in the widest range of power in the industry.



PROPANE SOLUTIONS

LP Series: 3250 Watts

Breakthrough design in portable propane backup power.



COMPACT INVERTERS

iX Series: 800 – 2000 Watts

Extra quiet units ideal for camping and tailgating.

Generac Power Systems, Inc.
S45 W29290 Hwy. 59, Waukesha, WI 53189
1-888-GENERAC (1-888-436-3722)
Global Service Network: 1-262-544-4811

©2012 Generac Power Systems, Inc. All rights reserved.

Specifications are subject to change without notice. 0196800SBY Rev. 10/2012

GENERAC[®]
GenTran Series

generac.com